



**EVOTECH**®  
P E R F O R M A N C E

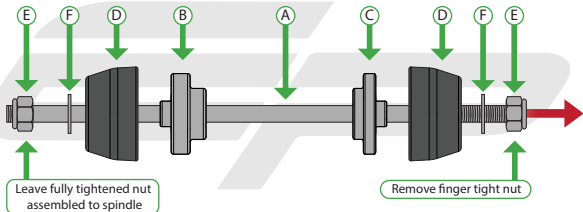
Installation Instructions

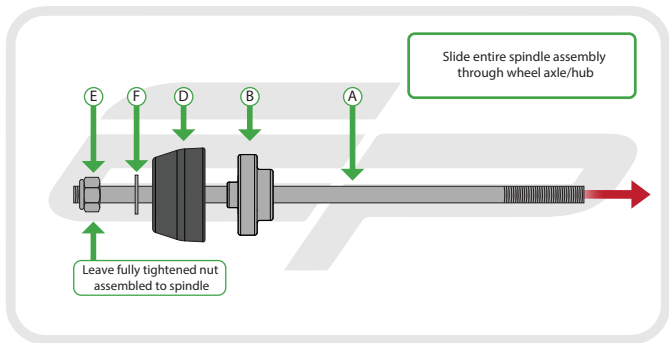
## FRONT AND REAR SPINDLE BOBBINS DUAL SIDED BOBBINS

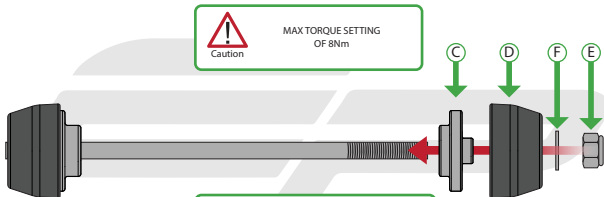
### Kit Contents

- Ⓐ 1 x Spindle
- Ⓑ 1 x Bobbin Spacer Type A
- Ⓒ 1 x Bobbin Spacer Type B
- Ⓓ 2 x Bobbin Heads
- Ⓔ 2 x Nyloc Nuts
- Ⓕ 2 x Washers

Bobbin Spacer design may vary depending on bike make, model and year







Caution

MAX TORQUE SETTING  
OF 8Nm

Caution

This Spindle Bobbin set is designed  
in such a way that the outer bobbin  
head will rotate even when fully tight  
**DO NOT OVERTIGHTEN!!**

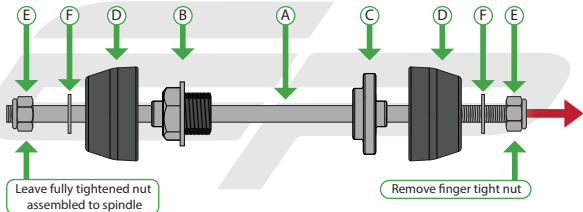


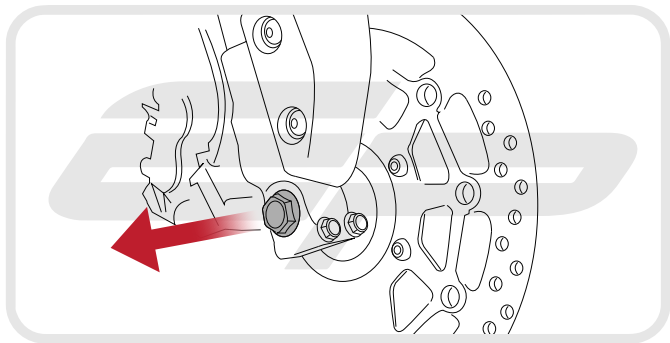
### FRONT SPINDLE BOBBINS KIT INCLUDING HOLLOW SPINDLE NUT

#### Kit Contents

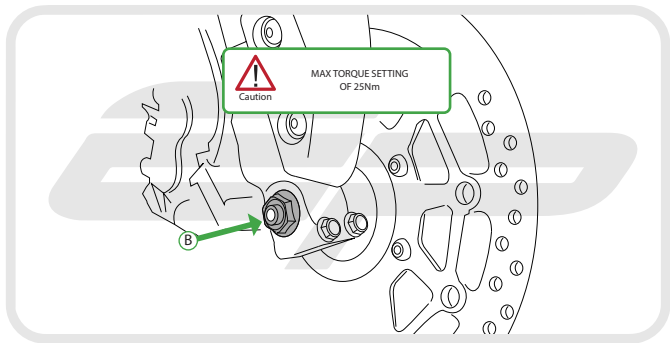
- Ⓐ 1 x Spindle
- Ⓑ 1 x Spindle Nut
- Ⓒ 1 x Bobbin Spacer
- Ⓓ 2 x Bobbin Heads
- Ⓔ 2 x Nyloc Nuts
- Ⓕ 2 x Washers

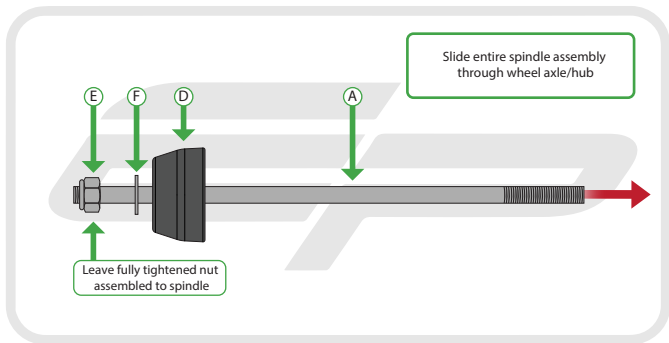
Bobbin spacer design may vary depending on bike make, model and year













Caution

MAX TORQUE SETTING  
OF 8Nm



Caution

This Spindle Bobbin set is designed  
in such a way that the outer bobbin  
head will rotate even when fully tight  
**DO NOT OVERTIGHTEN!!**

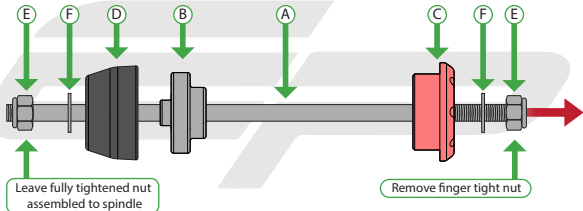


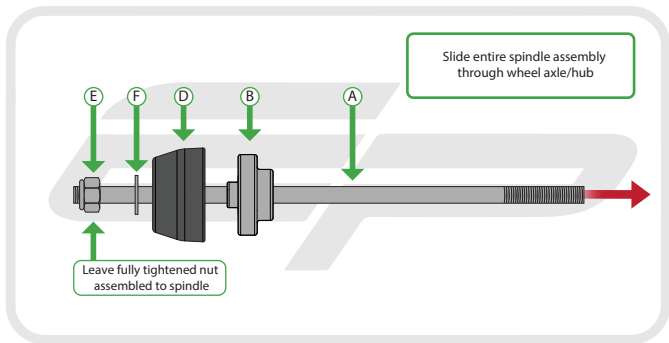
## REAR SPINDLE BOBBINS SINGLE SIDED BOBBIN

### Kit Contents

- Ⓐ 1 x Spindle
- Ⓑ 1 x Bobbin Spacer
- Ⓒ 1 x Hub Stop
- Ⓓ 1 x Bobbin Head
- Ⓔ 2 x Nyloc Nuts
- Ⓕ 2 x Washers

Bobbin spacer and hub stop design may vary depending on bike make, model and year

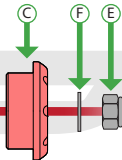
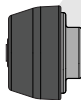






Caution

MAX TORQUE SETTING  
OF 8Nm



Caution

This Spindle Bobbin set is designed  
in such a way that the outer bobbin  
head will rotate even when fully tight  
**DO NOT OVERTIGHTEN!!**



**EVOTECH**<sup>®</sup>  
P E R F O R M A N C E

[www.evotech-performance.com](http://www.evotech-performance.com)